



Summit tires

TIRE CATALOG

PASSENGER & LIGHT TRUCK TIRES

summittireusa.com



TABLE OF CONTENTS

3	Ultramax A/S
4	Ultramax HP A/S
5	Trail Climber SUV
6	Trail Climber HT II
7	Trail Climber AT
8	Hi Road ST

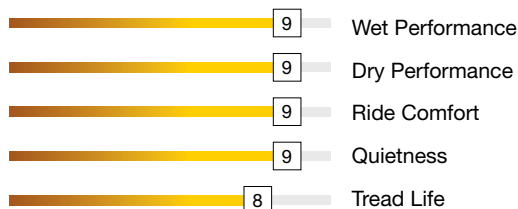




ULTRAMAX A/S

Size	LI/SR	L.R.	T.D.	UTQG
32nds				
175/70R13	82T		10	420 A A
175/65R14	86T	XL	10	420 A A
175/70R14	84T		10	420 A A
185/60R14	82H		10	420 A A
185/65R14	86H		10	420 A A
185/70R14	88H		10	420 A A
195/70R14	91T		10	420 A A
205/70R14	98T	XL	10	420 A A
185/55R15	82V		10	420 A A
185/60R15	88H	XL	10	420 A A
185/65R15	92H	XL	10	420 A A
195/55R15	85V		10	420 A A
195/60R15	88H		10	420 A A
195/65R15	91H		10	420 A A
205/60R15	95H	XL	10	420 A A
205/65R15	94H		10	420 A A
205/70R15	96T		10	420 A A
215/60R15	94H		10	420 A A
215/65R15	96H		11	420 A A
215/70R15	98T		11	420 A A
195/50R16 *	84V		10	460 A B
205/50R16	87H		10	420 A A
205/55R16	94V	XL	10	420 A A
205/60R16	92H		10	420 A A
205/65R16	95H		10	420 A A
215/55R16	97H	XL	10	420 A A
215/60R16	95H		10	420 A A
215/65R16	98T		10	420 A A
225/50R16	92V		10	420 A A
225/60R16	98H		10	420 A A
225/65R16	100H		10	420 A A
235/65R16	103T		10	420 A A
205/50R17	89V		10	420 A A
215/50R17	91V		10	420 A A
215/55R17	94V		10	420 A A
215/60R17	96T		10	420 A A
215/65R17	99T		10	420 A A
225/50R17	94V		10	420 A A
225/55R17	97W		10	420 A A
225/60R17	99H		10	420 A A
225/65R17	102H		10	420 A A
235/60R17	102T		10	420 A A
235/55R18	100V		10	420 A A
235/60R18 *	103H		10	460 A B

* Radial Trac II pattern



50,000 Mile Limited Treadwear Warranty

H, T, V, W SPEED RATED, UTQG 420 A A, 460 A B

The Ultramax AS tire is an all-season touring tire engineered to deliver exceptional handling and all-season performance. The Ultramax AS features 4 wide circumferential grooves to help channel water away quickly and efficiently delivering excellent wet weather traction. A modern non-directional tread design provides superior road feel and handling making the Ultramax AS the perfect everyday tire.

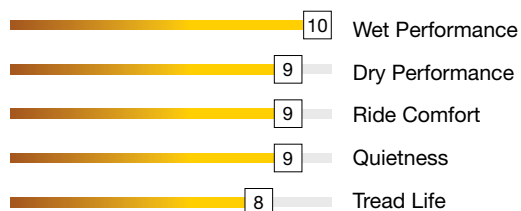
TIRE FEATURES

- Modern non-directional all-season tread design.
- Variable pitch tread design for low noise performance.
- Silica compound for superior wet traction and reduced rolling resistance.
- Jointless Bead Cover: spiral steel band wrapped around beads improves the structural rigidity of the tire resulting in a smooth ride.
- Higher sidewall turn-up provides improved sidewall strength and durability.



ULTRAMAX HP A/S

Size	LI/SR	L.R.	T.D.	UTQG
32nds				
225/55R16	99W	XL	10	480 AA A
205/45R17	84W SL	XL	10	480 AA A
215/45R17	91W	XL	10	480 AA A
225/45R17	94W	XL	10	480 AA A
235/45R17	97W	XL	10	480 AA A
235/55R17	99W	SL	10	480 AA A
245/40R17	95W	XL	10	480 AA A
245/45R17	99W	XL	10	480 AA A
215/35R18	84W	XL	10	480 AA A
225/40R18	92W	XL	10	480 AA A
225/45R18	95W	XL	10	480 AA A
235/40R18	95W	XL	10	480 AA A
235/45R18	98V	XL	10	480 AA A
235/50R18	101W	XL	10	480 AA A
245/40R18	97W	XL	10	480 AA A
245/45R18	100W	XL	10	480 AA A
235/40R19	96V	XL	10	480 AA A
245/40R19	98W	XL	10	480 AA A
245/45R19	98W	XL	10	480 AA A
245/35R20	95W	XL	10	480 AA A
245/45R20	103W	XL	10	480 AA A
255/35R20	97W	XL	10	480 AA A
275/40R20	106W	XL	10	480 AA A



50,000 Mile Limited Treadwear Warranty

V AND W SPEED RATED , UTQG 480 AA A

The Ultramax HP AS is an ultra-high performance all-season tire engineered for high-speed performance, cornering, and braking. The aggressive tread pattern features 4 high angle grooves to channel water away from the tread face, maximizing traction on wet surfaces. Tapered tread edges provided improved stability, even tread wear, and a quiet comfortable ride. The Ultramax HP AS delivers the perfect balance between ultra-high performance and everyday comfort to give you confidence in all weather conditions.

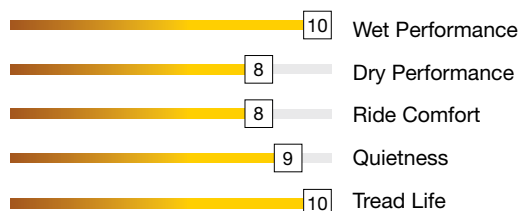
TIRE FEATURES

- Solid center rib for improved high-speed stability, and reduced road noise.
- Silica compound for superior wet traction and reduced rolling resistance.
- High angle tread grooves enhance water evacuation and improve wet handling and hydroplane resistance.
- Taper tread edges promote even uniform contact pressure for increased stability, even wear and a quiet ride.
- 4 wide circumferential grooves enhance water drainage to maximize grip on wet surfaces.



TRAIL CLIMBER SUV

Size	LI/SR	L.R.	T.D.	UTQG
32nds				
235/60R18	107V	XL	11	700 A B
235/65R18	106T	SL	11	700 A B
255/65R18	111S	SL	11	700 A B
225/55R19	99V	SL	10	700 A B
235/55R19	101V	SL	10	700 A B
245/55R19	103H	SL	10	700 A B
255/50R20	105H	SL	10	700 A B
265/50R20	107V	SL	10	700 A B



60,000 Mile Limited Treadwear Warranty

S, T, H AND V SPEED RATED, UTQG 700 A B

The Trail Climber SUV is engineered to deliver a combination of comfort and performance on SUVs and cross-over vehicles. A staggered tread block design provides a quiet, superior ride while full-depth sipes deliver exceptional all-weather traction throughout its long life. The Trail Climber SUV features a specially formulated compound for enhanced tread life.

TIRE FEATURES

- Block design provides noise cancellation, balances pressure and allows for more contact points on the road surface.
- Block edge design provides better wet traction and handling.
- Enhanced upper shoulder profile allows better surface contact for control.
- Tie bars on shoulders for high speed stability.
- Jointless Bead Cover: spiral steel band wrapped around beads improves the structural rigidity of the tire resulting in a smooth ride.
- Rim Protector.

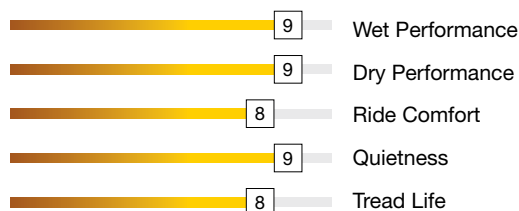




TRAIL CLIMBER HT II

Size	LI/SR	L.R.	T.D.	UTQG
32nds				
235/75R15	109T	XL	11	500 A B
215/70R16	100T	SL	11	500 A B
225/70R16	103T	SL	11	500 A B
235/70R16	105S	SL	11	500 A B
245/70R16	111T	XL	11	500 A B
245/75R16	111T	SL	11	500 A B
255/70R16	100T	SL	11	500 A B
265/70R16	103S	SL	11	500 A B
265/75R16	104S	SL	11	500 A B
225/65R17	102H	SL	11	500 A B
235/65R17	104T	SL	11	500 A B
245/65R17	107S	XL	11	500 A B
265/65R17	112T	SL	11	500 A B
245/70R17	111T	SL	11	500 A B
265/70R17	111T	SL	11	500 A B
245/60R18	105H	SL	11	500 A B
255/65R18	116T	SL	11	500 A B
275/65R18	116T	SL	11	500 A B
275/55R20	117T	XL	11	500 A B
31X10.50R15	109S	6PR		
LT215/85R16	115/112S	10PR		
LT225/75R16	115/112R	10PR	14	-
LT235/85R16	120/116R	10PR	14	-
LT245/75R16	120/116R	10PR	14	-
LT265/75R16	123/120S	10PR	14	-
LT235/80R17	120/117R	10PR	14	-
LT245/75R17	121/118S	10PR	14	-
LT265/70R17	121/118S	10PR	14	-
LT265/70R18	124/121S	10PR	14	-
LMD - Last Mile Delivery				
235/65R16C	121/119R	10PR	13	-

Mileage warranty does not apply to the LT designated tires



60,000 Mile Limited Treadwear Warranty

S, T AND R SPEED RATED, UTQG 500 A B

The Trail Climber HT II is engineered to deliver a comfort and performance on SUVs and cross-over vehicles. Tread design provides a quiet, superior ride while full-depth sipes deliver exceptional traction throughout its long life. The HT II features a specially formulated compound for enhanced tread life.

LMD now available. Based on proven HTII design, the C-type is engineered for commercial delivery and demanding regional applications.

TIRE FEATURES

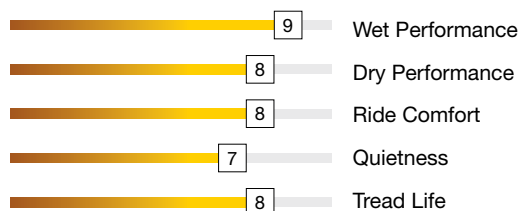
- Tread design provides low road noise, by even distribution of contact points.
- Biting edges in shoulder lug design provide predictable wet traction and handling.
- Tie bars on shoulders for high speed stability.
- Rim Protector.



TRAIL CLIMBER AT

Size	LI/SR	L.R.	T.D.	UTQG
32nds				
265/75R16	116S	SL	13	500 A B
265/70R17	115T	SL	13	500 A B
275/65R18	116T	SL	13	500 A B
275/55R20	117H	XL	13	500 A B
275/60R20	115T	SL	13	500 A B
31X10.50R15LT	109S	6PR	16	-
LT225/75R16	115/112S	10PR	16	-
LT235/85R16	120/116S	10PR	16	-
LT245/75R16	120/116S	10PR	16	-
LT265/75R16	123/120S	10PR	16	-
LT285/75R16	126/123S	10PR	16	—
LT235/80R17	120/117R	10PR	16	—
LT245/75R17	120/118S	10PR	16	—
LT265/70R17	121/118S	10PR	16	—
LT285/70R17	121/118S	10PR	16	—
LT265/70R18	124/121R	10PR	16	—
LT275/65R18	123/120S	10PR	16	—
LT275/70R18	125/122R	10PR	16	—
LT265/60R20	121/118R	10PR	16	—
LT275/65R20	126/123S	10PR	16	—

Mileage warranty does not apply to the LT designated tires
Treadwear Warranty Does not apply to LT designated tires



40,000 Mile Limited Treadwear Warranty

R, S AND T SPEED RATED, UTQG 500 A B

The Trail Climber AT is at home on road and off road. With an aggressive tread pattern and rugged sidewall the Trail Climber AT delivers exceptional traction on all road conditions. Along with strength and durability it still delivers a smooth and quiet ride for cruising.

TIRE FEATURES

- Modern aggressive AT design.
- Circumferential wide tread grooves deliver exceptional wet grip and handling.
- Tiered tread grooves improve water evacuation and reduces stone retention.
- High tensile strength bead wire, jointless bead cover and wrapped bead wire improves the structural rigidity of the tire resulting in a stable, smooth ride.
- Rim protector





HI ROAD ST

The Hi Road ST is an ST tire designed for towed trailer applications. With its radial construction, the Hi Road ST is engineered to deliver long life and superior towing stability.

TIRE FEATURES

- Radial construction provides strength and durability
- Tread is designed to reduce excessive heat build up
- Tread pattern delivers a stable and quiet ride
- Rubber compound engineered to provide low rolling resistance
- Nylon overlay on 15" and 16" sizes.



Tire size	LI/SR	PLY	T.D. 32nds	O.D. in.	S.W. in.	R.W. in.	LCC (1x) lbs@psi	LCC (2x) lbs@psi
ST175/80R13	91/87L	6	10	24.0	7.0	5.00	1355@50	1200@50
ST185/80R13	94/89L	6	10	24.6	7.2	5.00	1475@50	1280@50
ST205/75R14	100/96L	6	10	26.1	8.0	5.50	1760@50	1565@50
ST215/75R14	102/98L	6	10	26.7	8.5	6.00	1870@50	1650@50
ST205/75R15	107/102L	8	10	27.1	8.0	5.50	2150@65	1870@65
ST225/75R15	117/112L	10	10	28.3	8.8	6.00	2830@80	2470@80
ST235/80R16	124/120L	10	10	30.7	9.2	6.50	3520@80	3080@80
ST235/85R16	125/121L	10	10	31.7	9.2	6.50	3640@80	3200@80







LIMITED WARRANTY

PASSENGER & LIGHT TRUCK TIRES

This Limited Warranty / Adjustment Policy provides for tire replacement under specified conditions. This policy applies to SUMMIT tires used in normal highway service (commercial applications excluded) displaying warrantable conditions. Tires that become unserviceable or wear out because of neglect or mistreatment are excluded from SUMMIT warranty coverage.

THIS IS THE ONLY EXPRESSED WARRANTY MADE BY SAILUN TIRE AMERICAS NO EMPLOYEE, RETAILER, DEALER, OR REPRESENTATIVE HAS THE AUTHORITY TO MAKE ANY WARRANTY, REPRESENTATION, PROMISE OR AGREEMENT THAT IN ANY WAY VARIES THE TERMS OR CONDITIONS SET FORTH IN THIS LIMITED WARRANTY.

WARRANTY ELIGIBILITY

This warranty applies to every SUMMIT replacement passenger car or light truck tire bearing the SUMMIT brand name and complete Department of Transportation serial identification number while operated in normal highway use (commercial applications excluded) in the USA. These tires are covered by this warranty for the life of the original usable tread depth (the original tread depth down to the level of tread wear indicators molded at 2/32 inch) within 60 months from the date of purchase (proof of purchases required), or if proof of purchase is not available, the coverage will be 60 months from the date of manufacture. This warranty applies only to the original tire purchaser, and is not transferrable to any other party. This time period does not represent the expected service life for tires covered by this warranty.

WHAT IS NOT WARRANTED

Tires that have become unserviceable for the following reasons:

- Improper repairs or repairs that have failed. Improper repairs will void this Limited Warranty.
- Improper maintenance which can include: improper inflation or other maintenance abuses.
- Improper application or operations such as speeding, improper tire size and / or specification.
- Improper mounting / dismounting procedures, tire/wheel assembly imbalance.

- Mechanical irregularities in the vehicle or wheel, such as bent wheel assemblies, misalignment, worn or faulty components.
- Weather checking/cracking or failures after four years (60 months) from the date of manufacture.
- Accident, corrosion, vandalism, fire or damages caused by contamination by petroleum or other chemical products.
- Tires used in commercial applications such as taxis, shuttle vehicles and couriers.
- Irregular tread wear, or worn-out (beyond 2/32nds remaining tread depth) is not covered under the SUMMIT Limited Warranty
- Road hazard injuries or damages caused by obstacles or debris, such as cuts, punctures (whether repairable or not), snags, bruises, tears, abrasions or impact breaks (whether repairable or not), etc.

ADDITIONAL EXCLUSIONS

- Materials added such as fillers, sealants, balancing substances and external tire treatments. If the added material is the cause of a failure the warranty will be deemed as void.
- Tires submitted for ride disturbance complaints after 25% (2/32") tread wear.
- Tires on vehicles registered or operated outside of the USA.
- Tires not purchased in the USA through the Sailun Tire Americas distribution channel.
- Tires purchased as used.
- Tires branded by SUMMIT to note special classification at time of purchase, such as "NA" (non-adjustable), or tires altered by notching or buffing.
- Tires used on vehicles in racing or special applications.
- Tires rendered unserviceable due to snow chains or studs.
- Flat spotting due to improper storage or caused by brake lock.
- SUMMIT products produced prior to January 1, 2013.

* Note: Consequential damage mentioned above may not apply to you based on individual State limitations.

WHAT IS WARRANTED

Tires that have become unserviceable for reasons other than stated above, within 48 months of the date of manufacturer or 60 months from the date of purchase (proof of purchase required) during its useable tread life, the tires will be replaced in accordance with this warranty.





MODEL DEFECTS LIMITED MILEAGE WARRANTY

Model	Defects/ Materials	# Months	Tread Life Protection	Miles/ Months
Ultramax A/S	Yes	60	Yes	50K/60
Ultramax HP A/S	Yes	60	Yes	50K/60
Trail Climber SUV*	Yes	60	Yes	60K/60
Trail Climber AT*	Yes	60	Yes	40K/60
Trail Climber HT II*	Yes	60	Yes	60K/60
Hi Road ST	Yes	60	No	-

* Does not apply to LT designated tires

Select SUMMIT tires are assigned a Limited Mileage Warranty that protects the consumer against premature tread wear. If a tire reaches the end of its “usable tread life” before the stated mileage protection, the consumer will be issued a replacement SUMMIT tire on a prorated basis, which means the consumer will be responsible for a percentage of the replacement cost. In order to maintain limited mileage protection, all tires must be properly inflated, balanced, rotated and aligned as recommended by vehicle manufacturer. All claims must be accompanied by the original purchase invoice as well as invoices for all on time services provided. Under all circumstances, the cost of mounting, balancing and any other service charges including applicable taxes, disposal fees are required to be paid by the consumer.

APPROVED TIRE ROTATION INTERVALS AND PATTERNS

The purpose of regularly rotating tires is to prolong their useful life by achieving more uniform wear for all tires on a vehicle. Before rotating tires, always consult the owner’s manual for rotation recommendations for specific vehicles. If no rotation period is specified, tires should be rotated, at minimum, every 6,000 miles or at any sign of uneven wear. The first rotation is the most important. Rotating the tires as recommended by the vehicle or tire manufacturer will help even out the amount of wear on each tire and extend the life of the entire set. Such tires

include: “Temporary Use Spares”, unidirectional tires and tires with asymmetric tread designs. Also, some vehicles may have different sized tires mounted on the front and rear axles, and these different sized tires have rotation restrictions. Check the owner’s manual for the proper rotation recommendations for these special cases. When tires are rotated, the inflation pressures must be adjusted for the tires’ new positions in accordance with the actual loads on that wheel position and the vehicle manufacturer’s recommendations. Underinflated or overinflated tires may result in poor handling, uneven tread wear, and increased fuel consumption. If the tires show uneven wear, ask the service person to check for and correct any misalignment, imbalance, or other mechanical problem before rotation.

ADJUSTMENT POLICY

Passenger and Light Truck Tires When the original usable tread is worn 25% (2/32”) or less, and a warrantable condition is found, the tire will be replaced with a comparable new SUMMIT tire free of charge. Replacement tires will be mounted and balanced at the vehicle owner’s expense. Other service charges such as tire rotation, alignment or applicable taxes are payable by the customer. When a tire has worn past the above specified period for free replacement and a warrantable condition is found, the customer must pay for the cost of a new comparable SUMMIT passenger or light truck tire on a prorated basis. The dealer shall determine this cost by multiplying the percentage of usable tread worn by the current retail selling price (Suggested Retail Price x 80%) of that tire at the time of warranty replacement. The cost of mounting, balancing and any other service charges or applicable taxes are payable by the customer.

MANDATORY TIRE REGISTRATION

For tires purchased in the USA, please register your tires at: www.summittiresusa.com

Rev 5.19U

**ALL SUMMIT TIRE WARRANTIES MUST BE SUBMITTED
THROUGH THE POINT OF PURCHASE.**





PASSENGER & LIGHT TRUCK TIRE CATALOG

summittireusa.com

